














# Non-Threaded Downrods – Basics 400 Series

Extension non-threaded downrods 3/4" (O.D.). For use exclusively with all Kichler® Basics fans.

Ceiling Height	9 ft.	10 ft.	11 ft.	12 ft.	13 ft.	14 ft.	15 ft.
Suggested Downrod Length	12" 	18" 	24" 	36" 	48" 	60" 	72" 

## FINISHES

	<b>MWH</b> Matte White	450 MWH	451 MWH	452 MWH	453 MWH	454 MWH	455 MWH	456 MWH
	<b>NI</b> Brushed Nickel	450 NI	451 NI	452 NI	453 NI	454 NI	455 NI	456 NI
	<b>SBK</b> Satin Black	450 SBK	451 SBK	452 SBK	453 SBK	454 SBK	455 SBK	456 SBK
	<b>SNB</b> Satin Natural Bronze	450 SNB	451 SNB	452 SNB	453 SNB	454 SNB	455 SNB	456 SNB
	<b>SNW</b> Satin Natural White	450 SNW	451 SNW	452 SNW	453 SNW	454 SNW	455 SNW	456 SNW
	<b>WH</b> White	450 WH	451 WH	452 WH	453 WH	454 WH	455 WH	456 WH

# Hanger System Accessories – Non-Threaded



## 45° Slope Adapter

Item Number and Finishes	<b>471</b> MWH, NI, SBK, <b>SNB</b> (shown), SNW, WH
Features	<ul style="list-style-type: none"> <li>Adapts to sloped or vaulted ceilings from 0° to 45°</li> <li>Designed for indoor or outdoor use. Outdoor finishes are powder coated or painted with a galvanized undercoating.</li> </ul>
Dimensions	6.00" Dia. x 4.00" H
Notes	<ul style="list-style-type: none"> <li><b>Designed for use with 3/4" O.D. downrods ONLY (see above)</b></li> <li>Available in all Kichler® Basics fan finishes</li> <li>Downrod sold separately</li> </ul>

All Kichler® Basics ceiling fans come standard with our universal hanging system. This basic system allows for mounting on ceilings with up to a 22° slope. For ceilings in excess of 22° of slope, please utilize our 45° Slope Adapter (471).